



# STUDENTS FEEDBACK ANALYSIS REPORT (2023-2024)

## Students Feedback Analysis Report 2023-24

The Internal Quality Assurance Cell (IQAC) at Anvarul Islam Arabic College, Kuniyil, directly obtains students' feedback on the curriculum. This feedback process is conducted annually, encompassing students from all departments within the college. A meticulously crafted and well-structured questionnaire is employed to elicit responses from the students.

**Objectives of the Feedback:** The primary aim of the feedback survey is to assess the relevance and significance of the curriculum and its effectiveness in meeting the needs of the academic community. The structured questionnaire addresses various facets of the curriculum that are particularly pertinent to students. It includes inquiries about the enhancement of academic skills through the curriculum, adequacy of classroom infrastructure, evaluation of competency skills, sufficiency of additional skills, awareness of human values, and the content and objectives of curriculum design.

In the survey, students' feedback on the curriculum is gathered using a structured questionnaire and subsequently analyzed using a five-point scale (5-excellent, 4-very good, 3-good, 2-average, 1-below average). The model questionnaire, collected data, and the findings are provided below.

## Model of questionnaire

<b>Name</b>	
<b>Department</b>	
<b>Academic year</b>	
<b>Mobile no.</b>	

Sl No.	Statements	Excellent	Very Good	Good	Average	Below Average
1	The syllabus prescribed for the Program is well organised and structured					
2	The classroom infrastructure supports to gain academic knowledge based on syllabus					
3	The course and curriculum offer academic related seminars, workshops, conferences and industrial visit to enhance your creativity and knowledge in and out of the syllabus?					
4	The curriculum is designed to develop a positive attitude and is value based					
5	Relevance of E - resources, library and other academic, sports and cultural facilities of the college for your learning and capacity enrichment					
6	The institution offers flexibility to choose value added courses					
7	The classes are handled by qualified and experienced people					
8	Institution integrates crosscutting issues regarding to gender, Environment, sustainability, Human Values and Professional Ethics into curriculum					
9	The curriculum has interdisciplinary content and open new career options					
10	Overall learning environment offered in the campus are excellent					

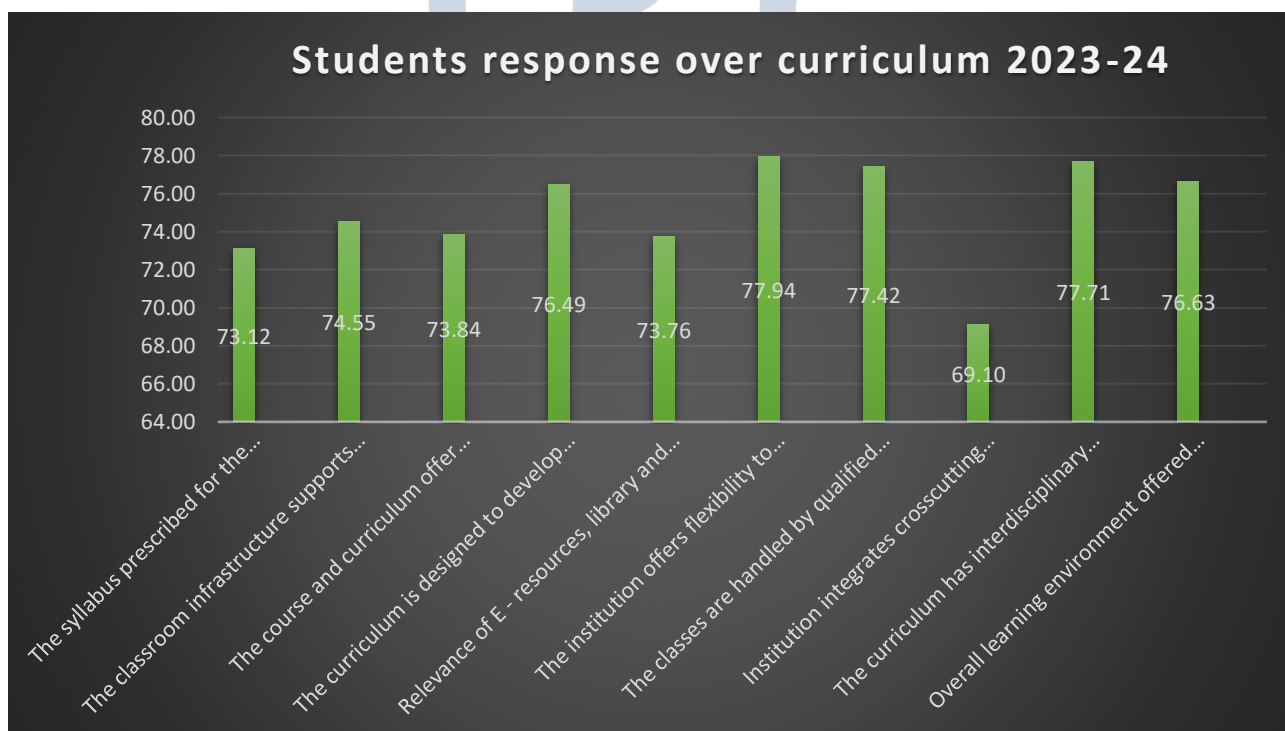
**Please provide your opinion in the following table from, Excellent (5), Very Good (4), Good (3), Average (2) and Below Average (1)**

**Table 1: Analysis of students' feedback**

SL.NO	Statements		Excellent	Very Good	Good	Average	Below average	Mean Score	%	N
1	The syllabus prescribed for the Program is well organized and structured	N	76	81	84	26	12	3.66	73.12	279
		%	27.24	29.03	30.11	9.32	4.30			
2	The classroom infrastructure supports to gain academic knowledge based on syllabus	N	79	84	88	17	11	3.73	74.55	279
		%	28.32	30.11	31.54	6.09	3.94			
3	The course and curriculum offer academic related seminars, workshops, conferences and industrial visit to enhance your creativity and knowledge in and out of the syllabus?	N	79	82	86	17	15	3.69	73.84	279
		%	28.32	29.39	30.82	6.09	5.38			
4	The curriculum is designed to develop a positive attitude and is value based	N	86	87	87	9	10	3.82	76.49	279
		%	30.82	31.18	31.18	3.23	3.58			
5	Relevance of E - resources, library and other facilities of the college for your learning enrichment	N	79	81	86	19	14	3.69	73.76	279
		%	28.32	29.03	30.82	6.81	5.02			
6	The institution offers flexibility to choose value added courses	N	93	88	86	8	4	3.90	77.94	279
		%	33.33	31.32	30.60	2.85	1.42			
7	The classes are handled by qualified and experienced people	N	89	85	91	8	6	3.87	77.42	279
		%	31.90	30.47	32.62	2.87	2.15			
8	Institution integrates crosscutting issues regarding to gender, Environment, sustainability, Human Values and Professional Ethics into curriculum	N	71	74	69	41	24	3.46	69.10	279
		%	25.45	26.52	24.73	14.70	8.60			
9	The curriculum has interdisciplinary content	N	90	87	88	8	6	3.89	77.71	279
		%	32.26	31.18	31.54	2.87	2.15			
10	Overall learning environment offered in the campus are excellent	N	85	89	86	11	8	3.83	76.63	279
		%	30.47	31.90	30.82	3.94	2.87			

## **Interpretation:**

According to the survey done among the students, it can be observed that the students possess various opinions about the curriculum. The overall opinion about the curriculum is rated as 3.83 in the mean score (76.73), it is observed that a score of 3.73 has been scored for the classroom infrastructure which supports to gain academic knowledge based on the syllabus (74.55%), The mean score for curriculum which is designed to develop a positive attitude and is value based is 3.82(76.49),The institution offers flexibility to choose value added courses 3.90 (77.94), The curriculum has interdisciplinary content 3.89(77.71) , The classes are handled by qualified and experienced people 3.87 (77.42). Out of the 10 the above 6 points have met the expectations in survey. The mean scores of crosscutting issues regarding to gender, Environment, sustainability, Human Values and Professional Ethics 3.46(69.10), Program is well organized and structured 3.66 (73.12), offer academic related seminars, workshops, conferences and industrial visit 3.69 (73.84%), Relevance of E - resources, library and other facilities 3.69(73.76). These particular points were not reached up to the expectations of IQAC hence IQAC decided to formulate the necessary actions to improve these measures.



## **Suggestions:**

- IQAC and the statutory bodies of the college must collaboratively join to formulate a systematic implementation of the curriculum

in the campus which integrates the professional ethics, gender, environment, human values and sustainability into it.

- The college must provide the students with more E-resources like INFLIBNET and MOOC to make them ease to access. IQAC Blog and Al Durar Lugaviya (YouTube channel) are the two platforms formulated in the college for the enhancement of student's curriculum, which are to be modified.
- IQAC and the departments should jointly host both national and international seminars, industrial visits, field visit etc. to enhance the student's exposure to various disciplines.

### **Factor wise Analysis of students' feedback 2023-24**

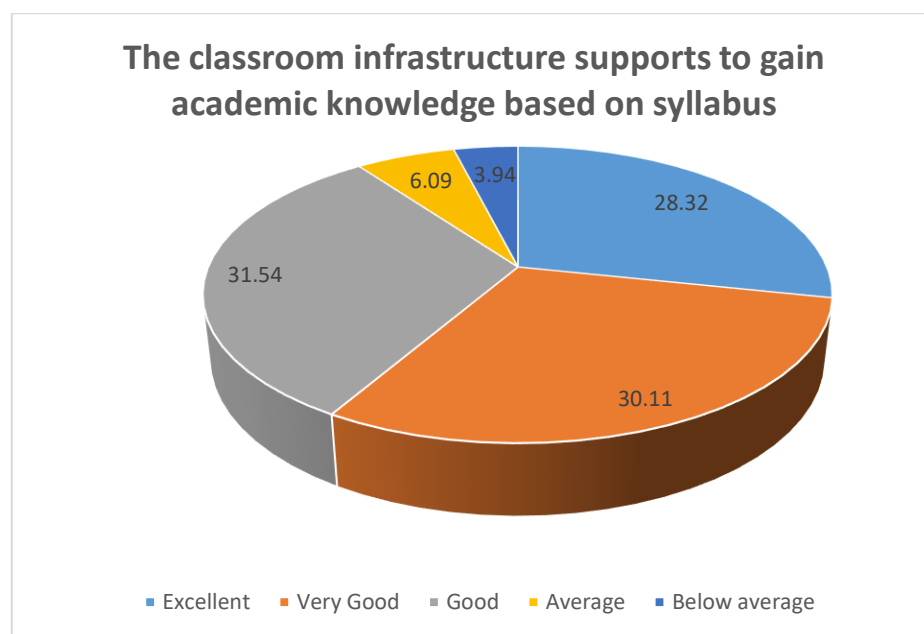
**Table 2 – Factor wise classification of the mean score statement**

Factors	Mean score	Percentage
The classroom infrastructure supports to gain academic knowledge based on syllabus	3.73	74.55
The course and curriculum offer academic related seminars, workshops, conferences and industrial visit to enhance your creativity and knowledge in and out of the syllabus?	3.69	73.84
Relevance of E - resources, library and other facilities of the college for your learning enrichment	3.69	73.76
The classes are handled by qualified and experienced people	3.87	77.42
Institution integrates crosscutting issues regarding to gender, Environment, sustainability, Human Values and Professional Ethics into curriculum	3.46	69.10
The syllabus prescribed for the Program is well organized and structured	3.66	73.12
The curriculum is designed to develop a positive attitude and is value based	3.82	76.49
The institution offers flexibility to choose value added courses	3.90	77.94
The curriculum has interdisciplinary content	3.89	77.71
Overall learning environment offered in the campus are excellent	3.83	76.63

**A few analyses are exhibited below through pie diagrams:**

**Table 3** – The classroom infrastructure supports to gain academic knowledge based on syllabus

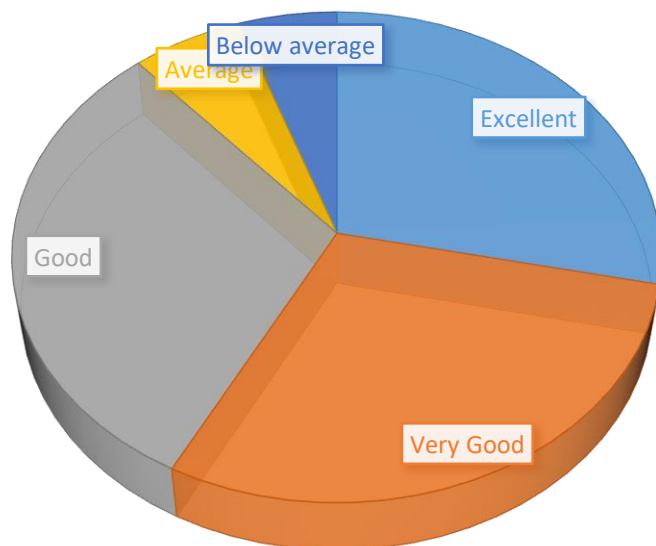
The classroom infrastructure supports to gain academic knowledge based on syllabus	Below average	Average	Good	Very good	Excellent
Level of satisfaction	3.94%	6.09%	31.54 %	30.11 %	28.32 %



**Table 4** – The course and curriculum offer academic related seminars, workshops, conferences and industrial visit to enhance your creativity and knowledge in and out of the syllabus?

The classroom infrastructure supports to gain academic knowledge based on syllabus	Below average	Average	Good	Very good	Excellent
Level of satisfaction	5.38 %	6.09 %	30.82 %	29.39 %	28.32 %

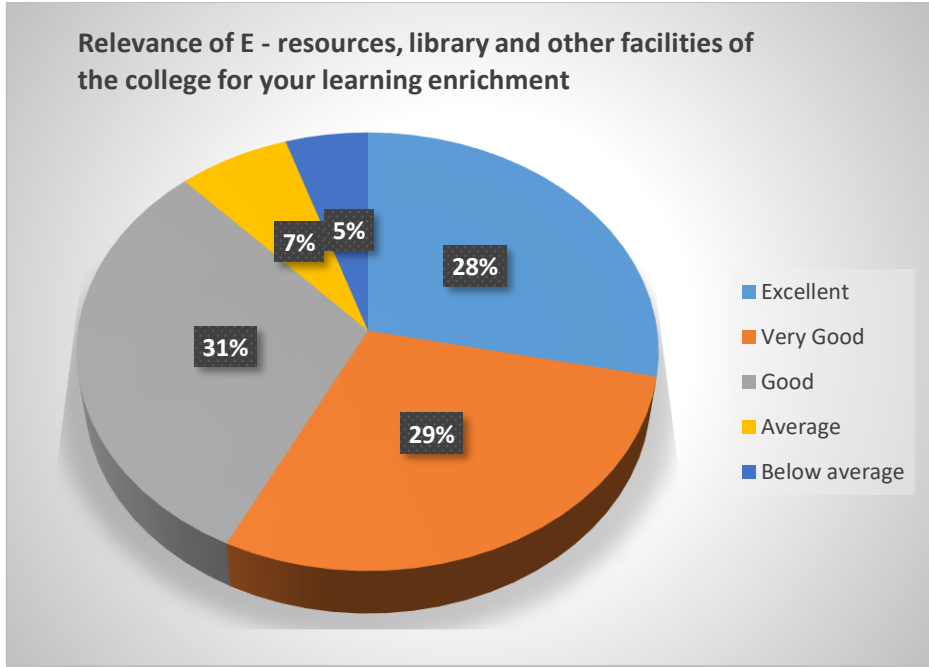
**THE CLASSROOM INFRASTRUCTURE SUPPORTS TO GAIN  
ACADEMIC KNOWLEDGE BASED ON SYLLABUS**



**Table 5 –** Relevance of E - resources, library and other facilities of the college for your learning enrichment

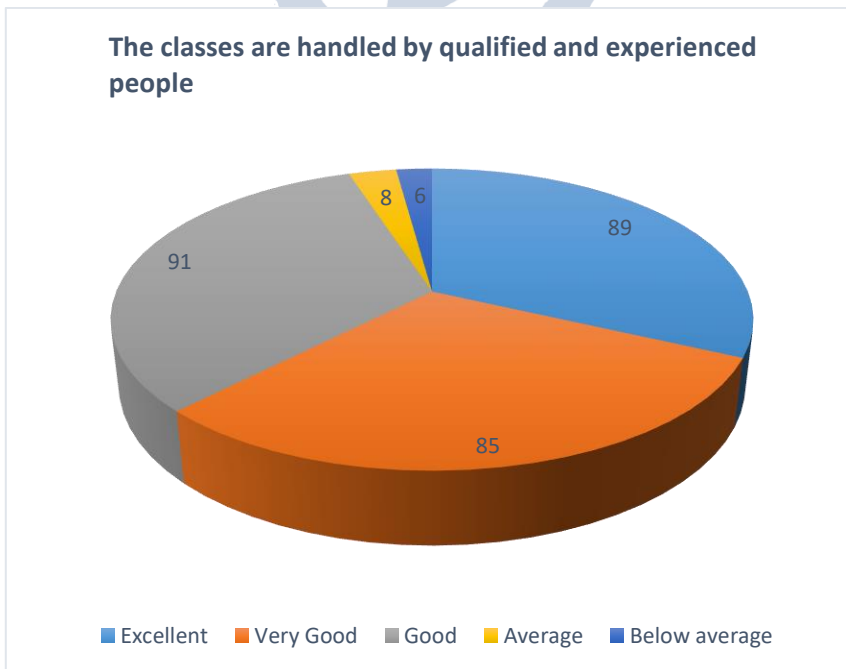
Relevance of E - resources, library and other facilities of the college for your learning enrichment	Below average	Average	Good	Very good	Excellent
Level of satisfaction	5.02 %	6.81 %	30.82 %	29.03 %	28.32 %





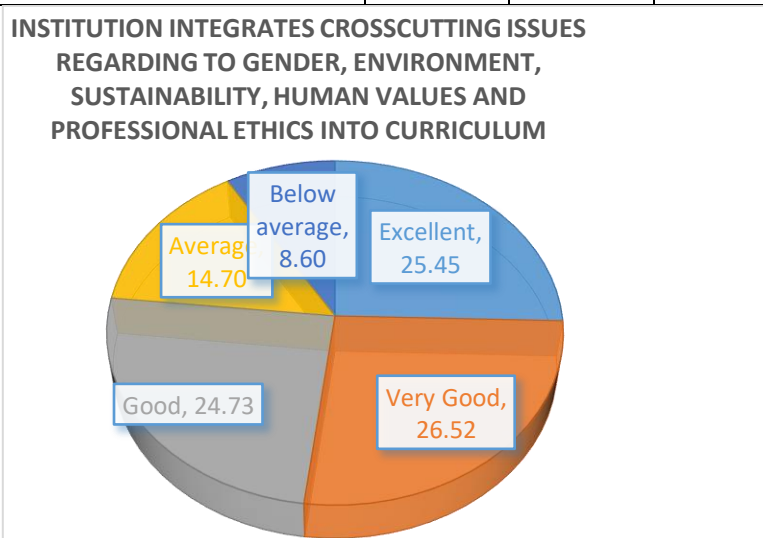
**Table 6 –** The classes are handled by qualified and experienced people

The classes are handled by qualified and experienced people	Below average	Average	Good	Very good	Excellent
Level of satisfaction	2.16 %	2.87 %	32.62 %	30.47 %	31.90 %



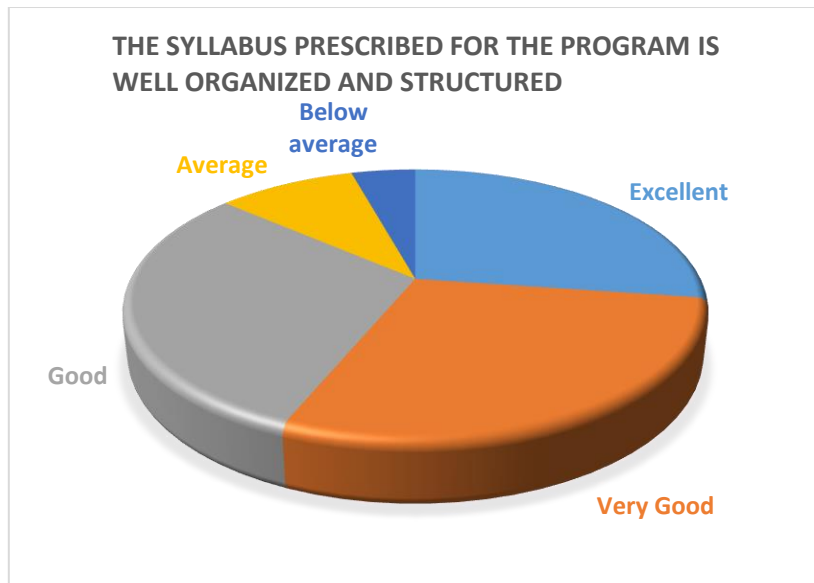
**Table 7 –** Institution integrates crosscutting issues regarding to gender, Environment, sustainability, Human Values and Professional Ethics into curriculum

Institution integrates crosscutting issues regarding to gender, Environment, sustainability, Human Values and Professional Ethics into curriculum	Below average	Average	Good	Very good	Excellent
Level of satisfaction	8.68 %	14.70 %	24.73 %	26.52 %	25.45 %



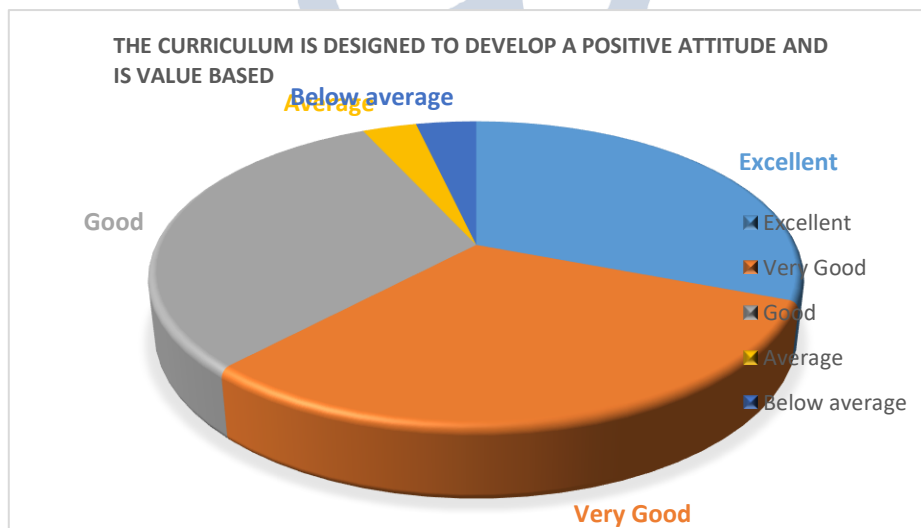
**Table 8 –** The syllabus prescribed for the Program is well organized and structured

The syllabus prescribed for the Program is well organized and structured	Below average	Average	Good	Very good	Excellent
Level of satisfaction	4.30 %	9.32 %	30.11 %	29.03 %	27.24 %



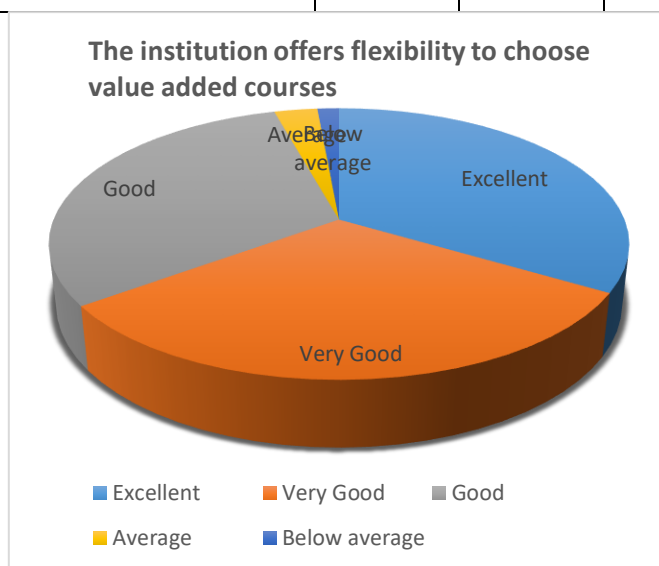
**Table 9 –** The curriculum is designed to develop a positive attitude and is value based

The curriculum is designed to develop a positive attitude and is value based	Below average	Average	Good	Very good	Excellent
Level of satisfaction	3.58 %	3.23 %	31.18 %	31.18 %	30.82 %



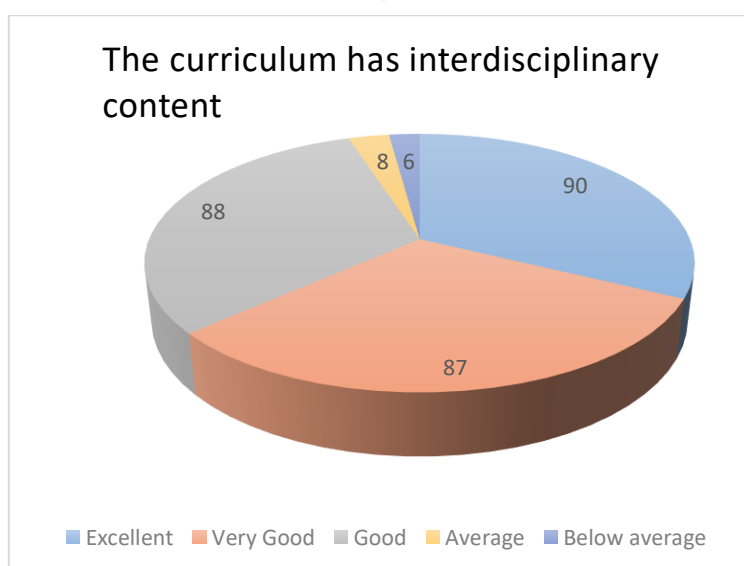
**Table 10 –** The institution offers flexibility to choose value added courses

The curriculum is designed to develop a positive attitude and is value based	Below average	Average	Good	Very good	Excellent
Level of satisfaction	1.42 %	2.85 %	30.60 %	31.32 %	33.33 %



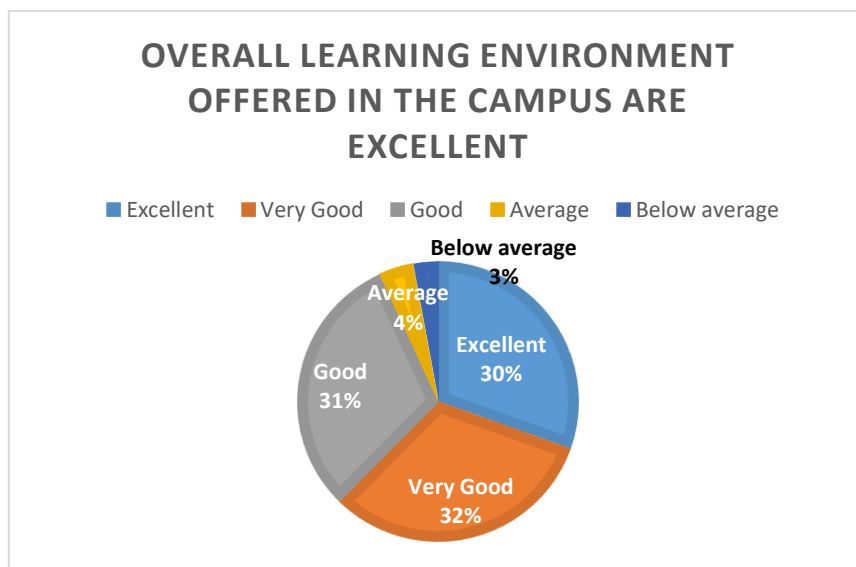
**Table 11 –** The curriculum has interdisciplinary content

The curriculum has interdisciplinary content	Below average	Average	Good	Very good	Excellent
Level of satisfaction	2.15 %	2.87 %	31.54 %	31.18 %	32.26 %




**Table 12 – Overall learning environment offered in the campus are excellent**


Overall learning environment offered in the campus are excellent	Below average	Average	Good	Very good	Excellent
Level of satisfaction	2.87 %	3.94 %	30.82 %	31.90 %	30.47 %



AIAC

  
 Co-ordinator  
**IQAC**  
 (Internal Quality Assurance Cell)  
**A.I.A COLLEGE, KUNIYIL**  
 Kizhuparamba P.O - 673639



  
**Dr. Nijad K K**  
 PEN: 939239  
 Assistant Professor  
 Incharge of Principal  
 Anwarul Islam Arabic College  
 Kunyil, P.O. Kizhuparamba,  
 Malappouram Dt Pin: 673 639