

Teachers' feedback Report 2020-21

The Internal Quality Assurance Cell (IQAC) of Anvarul Islam Arabic College, Kuniyil formulates a teacher's feedback system on curriculum and is taken directly from the teachers. For the proper execution of the feedback system, a well-constructed questionnaire has been set up hence the response from the teachers can be collected.

Objectives of the feedback


Since Anvarul Islam Arabic College strictly follows the curriculum which is designed by the university, no amendment can be done over it by the college. IQAC of the college formulates curriculum survey for the teachers when there is a change occur in the design of the curriculum by the University. The survey can exhibit teacher's satisfactory level towards the newly formulated curriculum. The survey helps the IQAC to observe different perceptions of teachers about the curriculum and to take necessary supportive actions. After the introduction of Choice Based Credit Semester System (CBCSS) by the university, the design of the curriculum has been changed. Subsequent to this action IQAC of the college took a survey on the advanced survey from the teachers.

About The Survey

IQAC of the college surveyed the teachers using a well-designed questionnaire. The response taken from the teachers are collected, analyzed, recorded and reviewed. The survey reports are submitted to the college council to take the teacher's perceptions on curriculum to the University hence necessary actions can be adopted if needed.

Profile of the Teachers

In the survey, basic details about the teachers such as name, department, Mobile Number and year were recorded to form a basic idea about the participant.



Model of questionnaire
Anavrul Islam Arabic College, Kuniyil

IQAC –Teacher’s feedback

Name	
Department	
Academic year	
Mobile no.	
Email ID	

Please Provide your opinion in the following table from Excellent (5), Very good (4), Good (3) Satisfactory (2), Unsatisfactory (1)

Sl No.	Statements	Excellent	Very Good	Good	Satisfactory	Unsatisfactory
1	Extent to which the syllabus demands extra reading by the student					
2	Availability of text books and reference books in the market/Library					
3	Does the content of the syllabus offer sufficient skill to meet the demand of the international job market?					
4	How far the curriculum flexible?					
5	Availability of syllabus based on e-resources					
6	Proportionality of the syllabus to the number of hours available					
7	Application level of the subjects					
8	Standard of the text books- Internationally/Nationally accepted					
9	Introduction of new and add on courses.					
10	Overall rating.					




Table 1: Analysis of Teacher's feedback

SLNO	Statements		Excellent	Very Good	Good	Satisfactory	Unsatisfactory	Mean Score	%	N
1	Extent to which the syllabus demands extra reading by the student	N	5	4	4	1	1	3.73	74.67	15
		%	33.33	26.67	26.67	6.67	6.67			
2	Availability of text book in the market/Library	N	4	4	4	2	1	3.53	70.67	15
		%	26.67	26.67	26.67	13.33	6.67			
3	Does the content of the syllabus offer sufficient skill to meet the demand of the international job market?	N	4	4	2	3	2	3.33	66.67	15
		%	26.67	26.67	13.33	20.00	13.33			
4	How far the curriculum flexible?	N	4	5	3	2	1	3.60	72.00	15
		%	26.67	33.33	20.00	13.33	6.67			
5	Availability of syllabus based on e-resources	N	3	5	3	3	1	3.40	68.00	15
		%	20.00	33.33	20.00	20.00	6.67			
6	Proportionality of the syllabus to the number of hours available	N	4	3	4	3	1	3.40	68.00	15
		%	26.67	20.00	26.67	20.00	6.67			
7	Standard of the text books- Internationally/Nationally accepted	N	5	4	3	2	1	3.67	73.33	15
		%	33.33	26.67	20.00	13.33	6.67			
8	Introduction of new and add on courses.	N	5	4	4	1	1	3.73	74.67	15
		%	33.33	26.67	26.67	6.67	6.67			
9	Functional extension of the syllabus in daily life	N	4	5	4	1	1	3.67	73.33	15
		%	26.67	33.33	26.67	6.67	6.67			
10	Overall rating	N	6	4	2	2	1	3.47	76.00	15
		%	26.67	26.67	20.00	20.00	6.67			

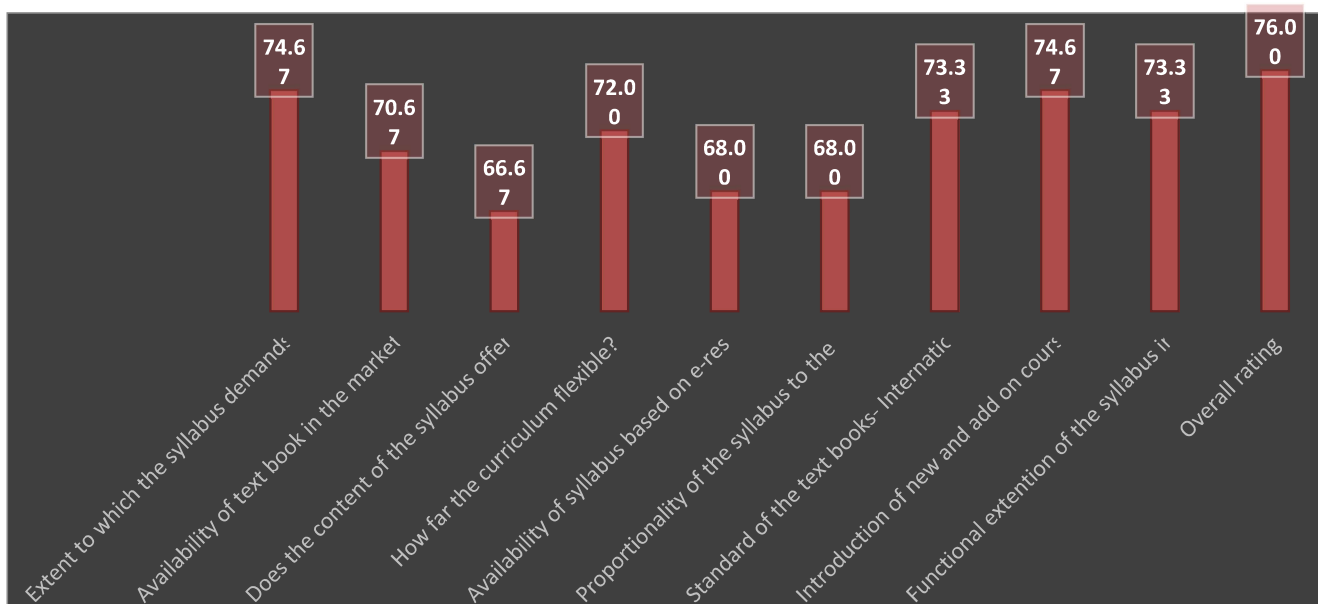
Interpretation

This survey is taken from the teachers which portrays a crystal clear attitude of the teachers in this institution on the curriculum designed by the University. They are highly satisfied with the Extra reading by the students (74.67%), new add on courses in curriculum (74.67%), functional extension of daily life (73.33%), standard of the books in nationally and internationally (72.33%) and the curriculum flexible (72.00%) The university had made many changes in the curriculum and syllabi of courses in every year, and from the analysis it is clear that the teachers all have favorable attitude towards these changes. The factors which are to be noted that, Availability of textbook (70.67%), sufficient skill (66.67%), e -resources (68.00%), Number of hours(68.00%) and Overrating of curriculum (76.00%). The feedback collected from the teachers is taken into account by the IQAC and the necessary actions will be adopted if needed

Table 2: Factor wise classification of the mean score statement

Factors	Mean Score	Percentage
Introduction of new and add on courses.	3.73	74.67
Extent to which the syllabus demands extra reading by the student	3.73	74.67
Functional extension of the syllabus in daily life	3.67	73.33
Standard of the text books- Internationally/Nationally accepted	3.67	73.33
How far the curriculum flexible?	3.60	72.00
Availability of text book in the market/Library?	3.53	70.67
Does the content of the syllabus offer sufficient skill to meet the demand of the international job market	3.33	66.67
Availability of syllabus based on e-resources	3.40	68.00
Proportionality of the syllabus to the number of hours available	3.40	68.00
Overall rating	3.80	76.00

OVERVIEW OF FEEDBACK BASED ON PERCENTAGE



A few analyses are exhibited below through pie diagrams:

Table 3: Introduction of new and add on courses.

Introduction of new and add on courses.	Unsatisfactory	Satisfactory	Good	Very Good	Excellent
Level Of Satisfaction	6.67%	6.67%	26.67%	26.67%	33.33%



Table 4: Extent to which the syllabus demands extra reading by the student

Extent to which the syllabus demands extra	Unsatisfactory	Satisfactory	Good	Very Good	Excellent

reading by the student					
Level Of Satisfaction	6.67%	6.67%	26.67%	26.67%	33.33%

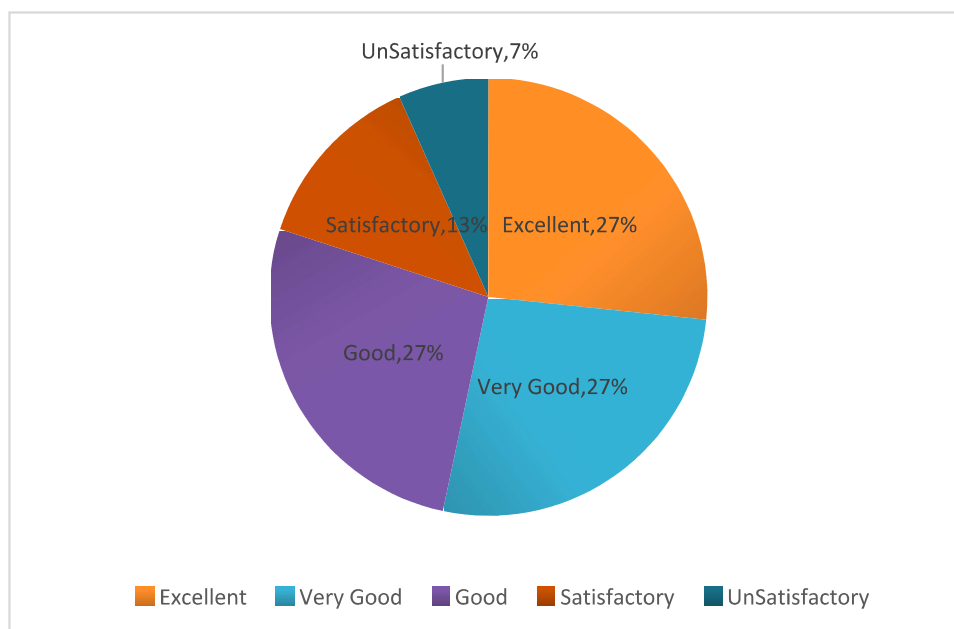


Table 5 : Functional extension of the syllabus in daily life

Functional extension of the syllabus in daily life	Unsatisfactory	Satisfactory	Good	Very Good	Excellent
Level Of Satisfaction	6.67%	6.67%	26.67%	33.33%	26.67%

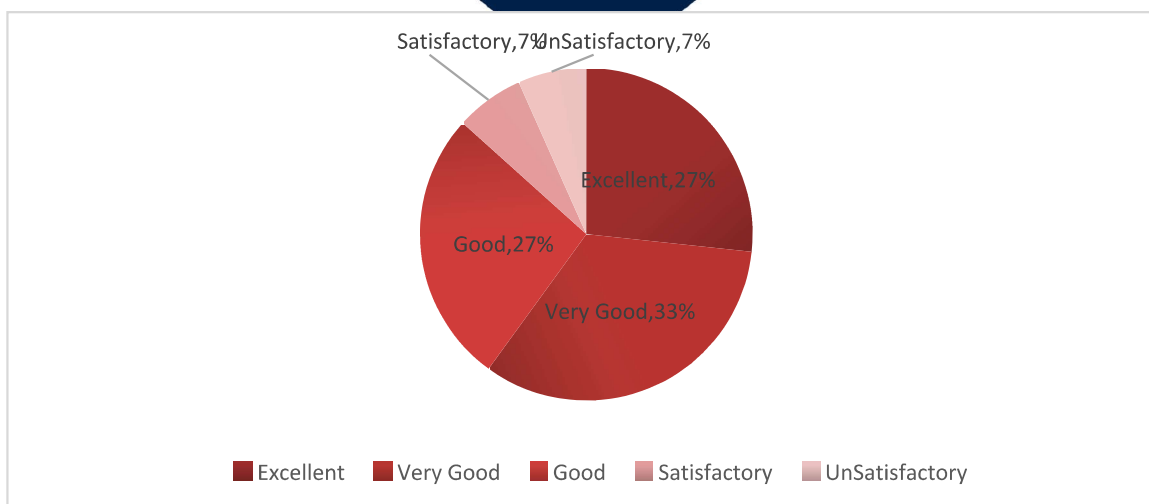


Table 6 : How far the curriculum flexible

How far the curriculum	Unsatisfactory	Satisfactory	Good	Very Good	Excellent
------------------------	----------------	--------------	------	-----------	-----------

flexible					
Level Of Satisfaction	6.67%	13.33%	20.00%	33.33%	26.67%

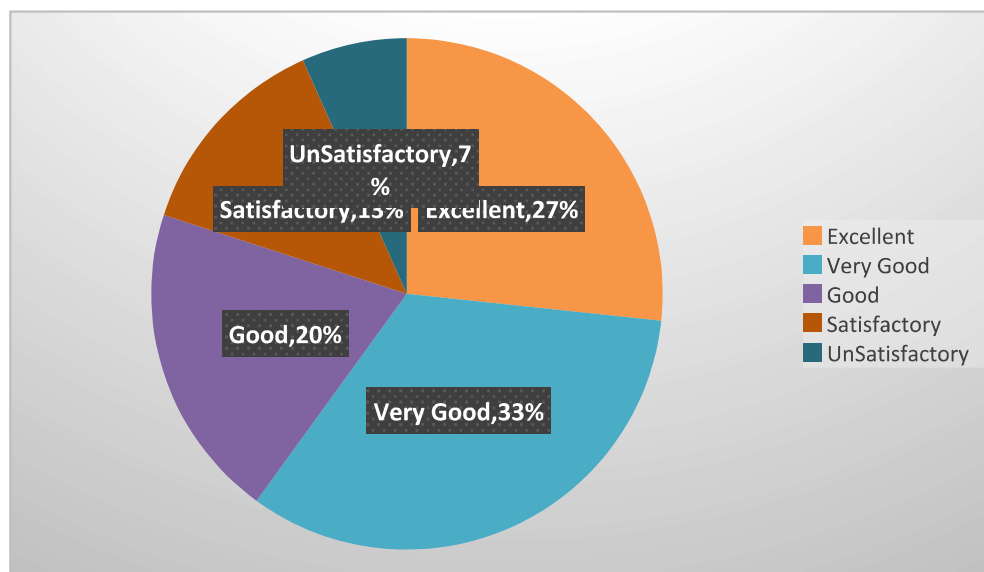


Table 07: Standard of the text books- Internationally/Nationally accepted

Standard of the text books- Internationally/Nationally accepted	Unsatisfactory	Satisfactory	Good	Very Good	Excellent
Level Of Satisfaction	6.67%	13.33%	20.00%	26.67%	33.33%

AIAC

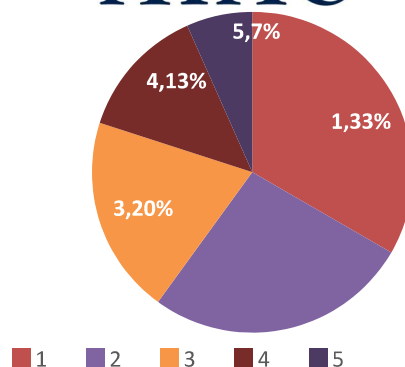


Table08: Availability of text book in the market/Library

Availability of text book in the market/Library	Unsatisfactory	Satisfactory	Good	Very Good	Excellent
Level Of Satisfaction	6.67%	13.33%	26.67%	26.67%	26.67%

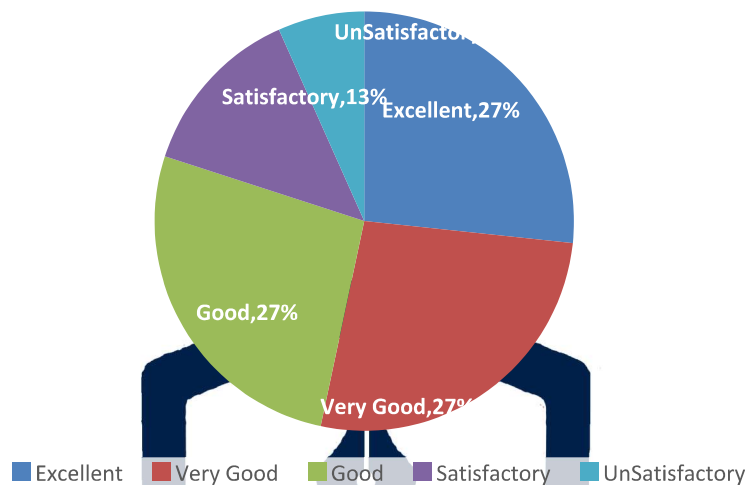


Table 09 : Does the content of the syllabus offer sufficient skill to meet the demand of the international job market

Does the content of the syllabus offer sufficient skill to meet the demand of the international job market?	Unsatisfactory	Satisfactory	Good	Very Good	Excellent
Level Of Satisfaction	13.33%	20.00%	13.33%	26.67%	26.67%

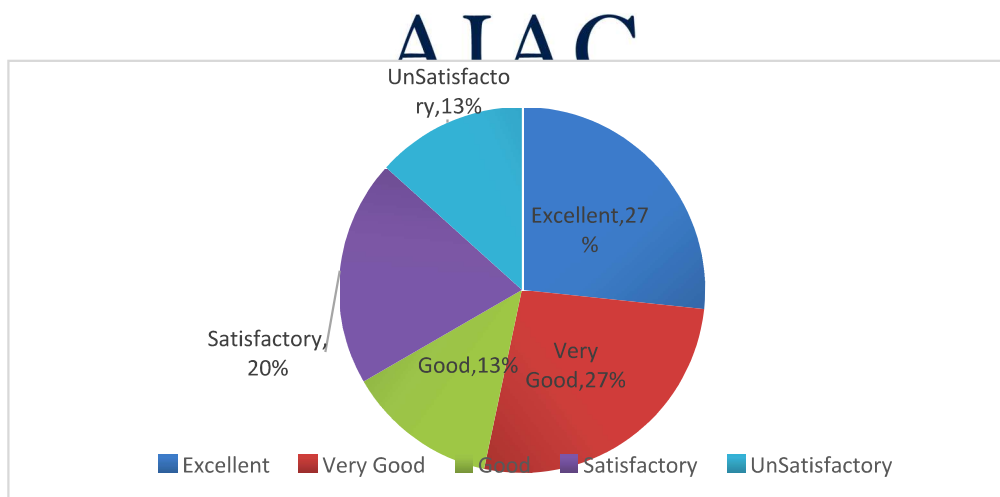


Table 10: Availability of syllabus based on e-resources

Availability of syllabus based on e-resources	Unsatisfactory	Satisfactory	Good	Very Good	Excellent
Level Of Satisfaction	6.67%	20.00%	20.00%	33.33%	20.00%

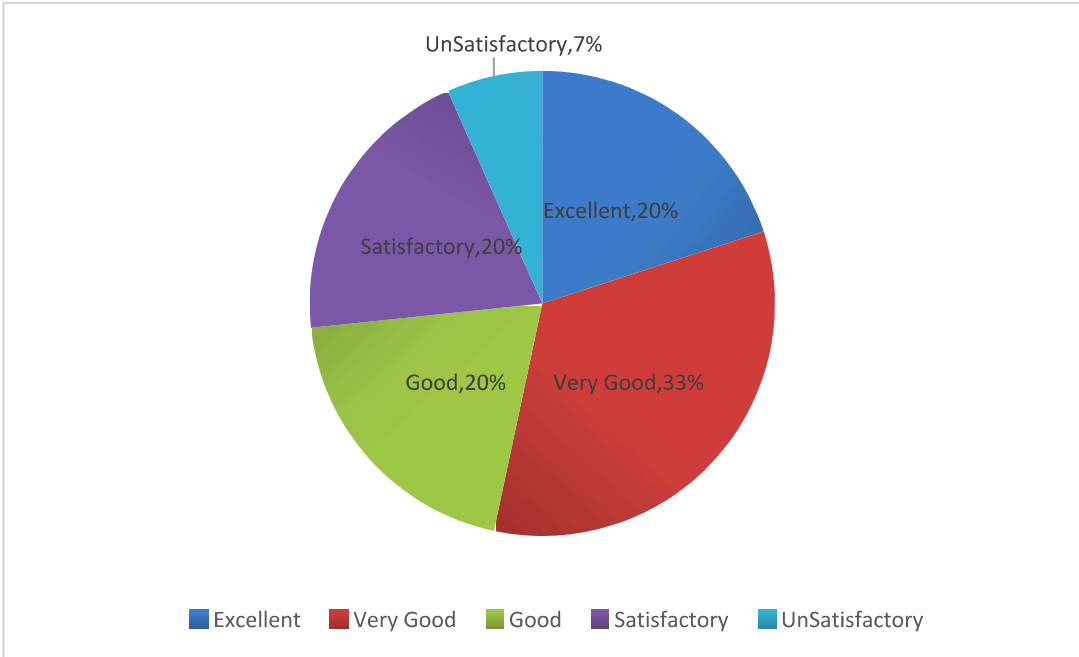


Table 11: Proportionality of the syllabus to the number of hours available

Proportionality of the syllabus to the number of hours available	Unsatisfactory	Satisfactory	Good	Very Good	Excellent
Level Of Satisfaction	6.67%	20.00%	26.67%	20.00%	26.67%

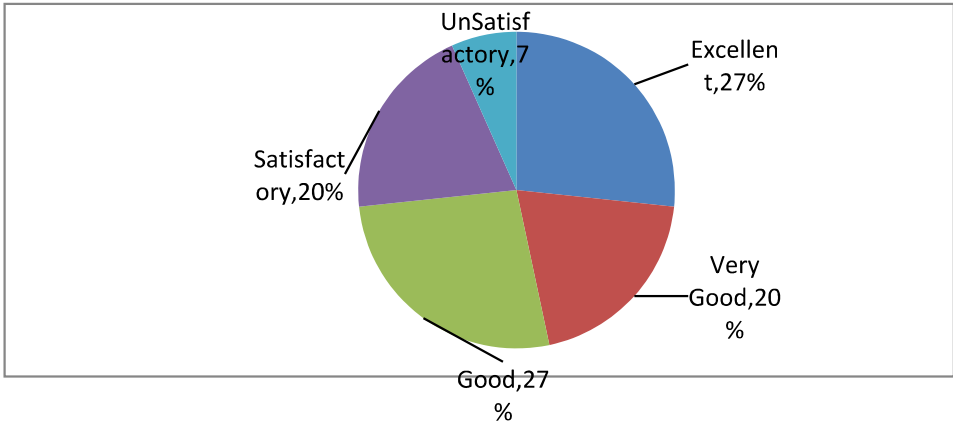


Table 11: Overall rating

Overall rating	Unsatisfactory	Satisfactory	Good	Very Good	Excellent
Level Of Satisfaction	6.67%	13.33%	13.33%	26.67%	40.00%

Suggestions:

- IQAC should approach and inform the university about the detachment of the teachers towards the syllabus since the syllabus is not seemed to be a standard one. The members of board of studies in the university should be informed about the need to change the syllabus to make it standard hence the students will be updated.
- Available resources like alumni experts are to be used effectively to give the students a glance on various courses, job opportunities hence the students can get updated information regarding these aspects.
- The department should focus on extra activities and courses along with regular studies to support the new courses introduced.



AIAC