


Students Feedback Report 2020-21

The Internal Quality Assurance Cell (IQAC) of Anvarul Islam Arabic College, Kuniyil collects students' feedback on curriculum directly from the students. Feedback surveys are taken every year through this way from the students of all departments in the college. A well designed and structured questionnaire has been used to collect the response from the students.

Objectives of the feedback. The objective of the feedback survey is to analyze the relevance and importance of the curriculum, and how far it has attained in satisfying the need of the academic community. The structured questionnaire includes questions related to various aspects of curriculum which are highly relevant to students. The survey includes questions regarding the improvement of academic skills through curriculum, class room infrastructure adequacy, measurement of competency skills and sufficiency of additional skill, awareness of human values and contents and objectives of curriculum design.

In the Survey, The students' feedback on curriculum is collected through a structured questionnaire and hence analyzed using a five point scale (5-excellent, 4-very good, 3- good, 2-average, 1-below average). The model of the questionnaire, collected data and the findings are given below.



AIAC

Model of questionnaire

Name	
Department	
Academic year	
Mobile no.	

Please provide your opinion in the following table from, Excellent (5), Very Good (4), Good (3), Average (2) and Below Average (1)

SI No.	Statements	Excellent	Very Good	Good	Average	Below Average
1	The syllabus prescribed for the Program is well organised and structured					
2	The classroom infrastructure supports to gain academic knowledge based on syllabus					
3	The course and curriculum offer academic related seminars, workshops, conferences and industrial visit to enhance your creativity and knowledge in and out of the syllabus?					
4	The curriculum is designed to develop a positive attitude and is value based					
5	Relevance of E - resources, library and other facilities of the college for your learning enrichment					
6	The institution offers flexibility to choose value added courses					
7	The classes are handled by qualified and experienced people					
8	Institution integrates crosscutting issues regarding to gender, Environment, sustainability, Human Values and Professional Ethics into curriculum					
9	The curriculum has interdisciplinary content					
10	Overall learning environment offered in the campus are excellent					

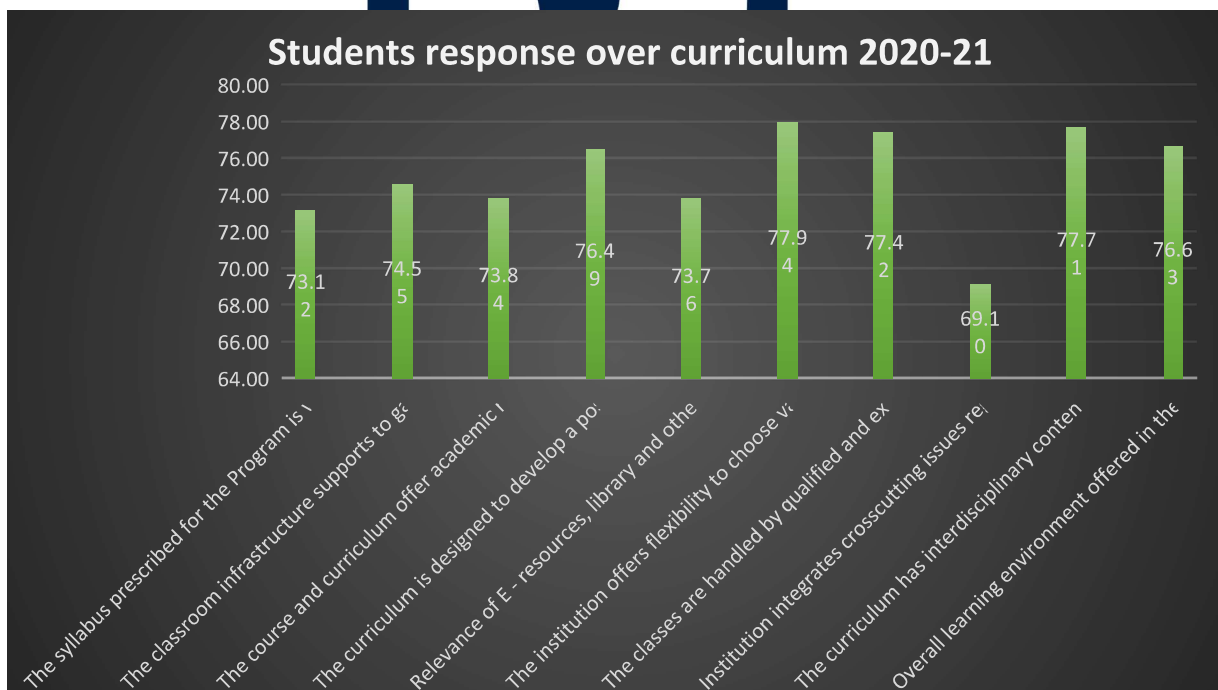


Table 1: Analysis of students' feedback

SL.NO	Statements		Excellent	Very Good	Good	Average	Below average	Mean Score	%	N
1	The syllabus prescribed for the Program is well organized and structured	N	76	81	84	26	12	3.66	73.12	279
		%	27.24	29.03	30.11	9.32	4.30			
2	The classroom infrastructure supports to gain academic knowledge based on syllabus	N	79	84	88	17	11	3.73	74.55	279
		%	28.32	30.11	31.54	6.09	3.94			
3	The course and curriculum offer academic related seminars, workshops, conferences and industrial visit to enhance your creativity and knowledge in and out of the syllabus?	N	79	82	86	17	15	3.69	73.84	279
		%	28.32	29.39	30.82	6.09	5.38			
4	The curriculum is designed to develop a positive attitude and value based	N	86	87	87	9	10	3.82	76.49	279
		%	30.82	31.18	31.18	3.23	3.58			
5	Relevance of E - resources, library and other facilities of the college for your learning enrichment	N	79	81	86	19	14	3.69	73.76	279
		%	28.32	29.03	30.82	6.81	5.02			
6	The institution offers flexibility to choose value added courses	N	93	88	86	8	4	3.90	77.94	279
		%	33.33	31.32	30.60	2.85	1.42			
7	The classes are handled by qualified and experienced people	N	89	85	91	8	6	3.87	77.42	279
		%	31.90	30.47	32.62	2.87	2.15			
8	Institution integrates crosscutting issues regarding to gender, Environment, sustainability, Human Values and Professional Ethics into curriculum	N	71	74	69	41	24	3.46	69.10	279
		%	25.45	26.52	24.73	14.70	8.60			
9	The curriculum has interdisciplinary content	N	90	87	88	8	6	3.89	77.71	279
		%	32.26	31.18	31.54	2.87	2.15			
10	Overall learning environment offered in the campus are excellent	N	85	89	86	11	8	3.83	76.63	279
		%	30.47	31.90	30.82	3.94	2.87			

Interpretation:

According to the survey done among the students, it can be observed that the students possess various opinions about the curriculum. The overall opinion about the curriculum is rated as 3.83 in the mean score (76.73), it is observed that a score of 3.73 has been scored for the classroom infrastructure which supports to gain academic knowledge based on the syllabus (74.55%), The mean score for curriculum which is designed to develop a positive attitude and is value based is 3.82(76.49), The institution offers flexibility to choose value added courses 3.90 (77.94), The curriculum has interdisciplinary content 3.89(77.71) , The classes are handled by qualified and experienced people 3.87 (77.42). Out of the 10 the above 6 points have met the expectations in survey. The mean scores of crosscutting issues regarding to gender, Environment, sustainability, Human Values and Professional Ethics 3.46(69.10), Program is well organized and structured 3.66 (73.12), offer academic related seminars, workshops, conferences and industrial visit 3.69 (73.84%), Relevance of E - resources, library and other facilities 3.69(73.76). These particular points were not reached up to the expectations of IQAC hence IQAC decided to formulate the necessary actions to improve these measures.



Suggestions:

- IQAC and the statutory bodies of the college must collaboratively join to formulate a systematic implementation of the curriculum in the campus which integrates the professional ethics, gender, environment, human values and sustainability into it.

- The college must provide the students with more E-resources like INFLIBNET to make them ease to access. Arabic News Paper in your hands (Downloaded Arabic newspaper) and Al Durar Lugaviya (youtube channel) are the two platforms formulated in the college for the enhancement of student's curriculum, which are to be modified.
- IQAC and the departments should jointly host both national and international seminars, industrial visits etc. to enhance the student's exposure to various disciplines.

Factor wise Analysis of students' feedback 2020-21

Table 2 – Factor wise classification of the mean score statement

Factors	Mean score	Percentage
The classroom infrastructure supports to gain academic knowledge based on syllabus	3.73	74.55
The course and curriculum offer academic related seminars, workshops, conferences and industrial visit to enhance your creativity and knowledge in and out of the syllabus?	3.69	73.84
Relevance of E - resources, library and other facilities of the college for your learning enrichment	3.69	73.76
The classes are handled by qualified and experienced people	3.87	77.42
Institution integrates crosscutting issues regarding to gender, Environment, sustainability, Human Values and Professional Ethics into curriculum	3.46	69.10
The syllabus prescribed for the Program is well organized and structured	3.66	73.12
The curriculum is designed to develop a positive attitude and is value based	3.82	76.49
The institution offers flexibility to choose value added courses	3.90	77.94
The curriculum has interdisciplinary content	3.89	77.71
Overall learning environment offered in the campus are excellent	3.83	76.63

A few analyses are exhibited below through pie diagrams:

Table 3 – The classroom infrastructure supports to gain academic knowledge based on

syllabus

The classroom infrastructure supports to gain academic knowledge based on syllabus	Below average	Average	Good	Very good	Excellent
Level of satisfaction	3.94%	6.09%	31.54 %	30.11 %	28.32 %

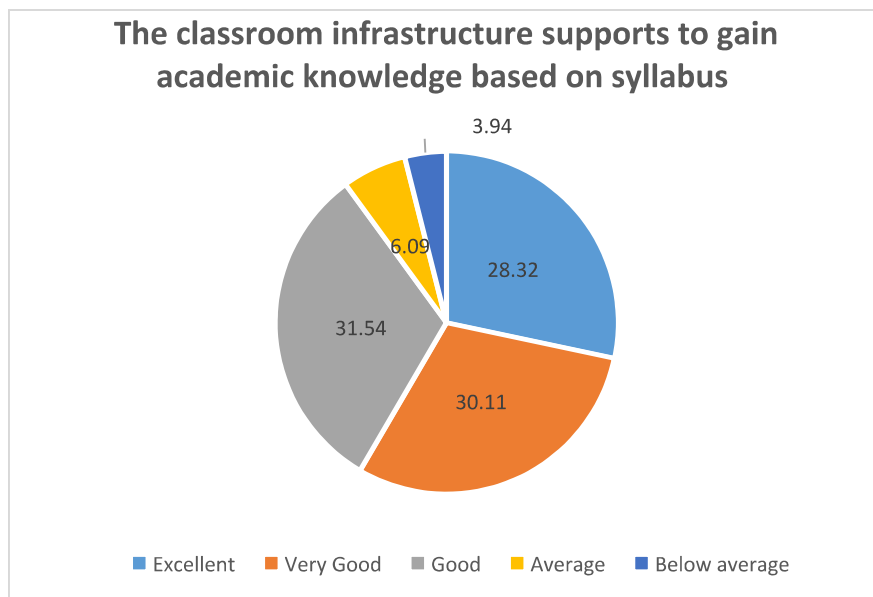


Table 4 – The course and curriculum offer academic related seminars, workshops, conferences and industrial visit to enhance your creativity and knowledge in and out of the syllabus?

The classroom infrastructure supports to gain academic knowledge based on syllabus	Below average	Average	Good	Very good	Excellent
Level of satisfaction	5.38 %	6.09 %	30.82 %	29.39 %	28.32 %

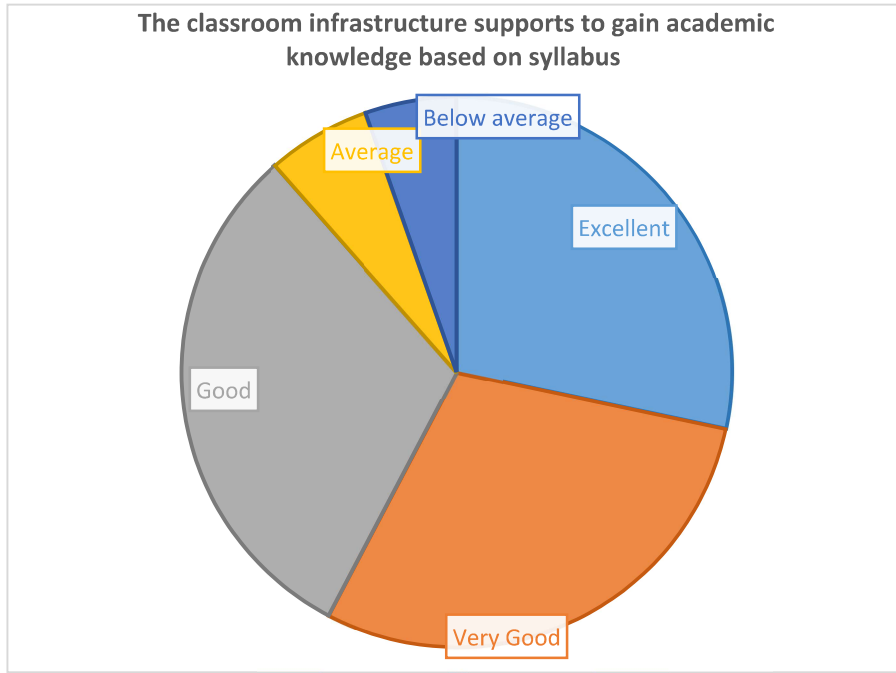


Table 5 – Relevance of E - resources, library and other facilities of the college for your learning enrichment

Relevance of E - resources, library and other facilities of the college for your learning enrichment	Below average	Average	Good	Very good	Excellent
Level of satisfaction	5.02 %	6.81 %	30.82 %	29.03 %	28.32 %

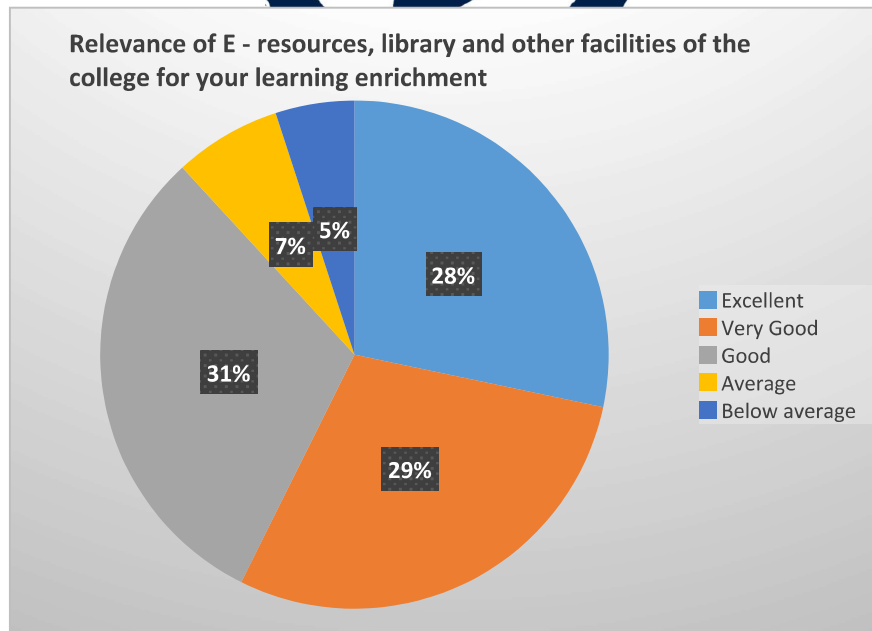


Table 6 – The classes are handled by qualified and experienced people

The classes are handled by qualified and experienced people	Below average	Average	Good	Very good	Excellent
Level of satisfaction	2.15 %	2.87 %	32.62 %	30.47 %	31.90 %

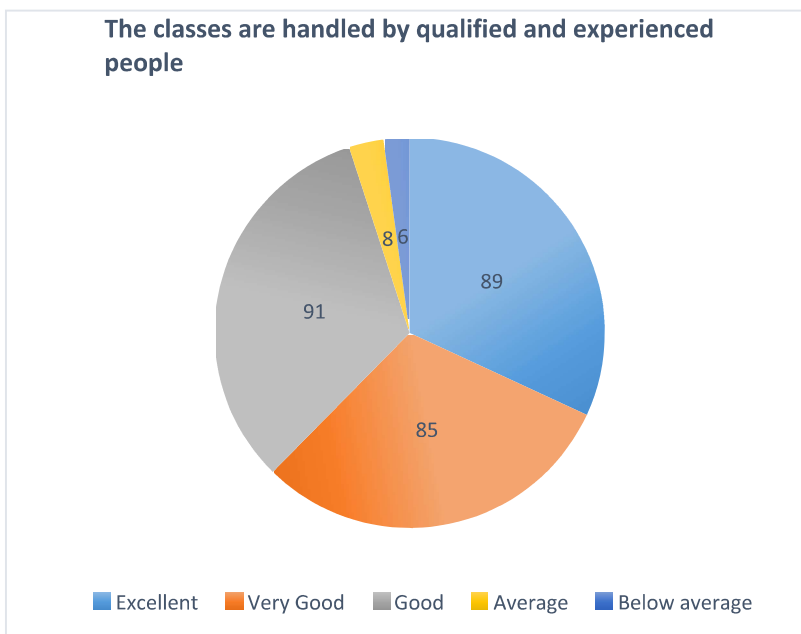


Table 7 – Institution integrates crosscutting issues regarding to gender, Environment, sustainability, Human Values and Professional Ethics into curriculum

Institution integrates crosscutting issues regarding to gender, Environment, sustainability, Human Values and Professional Ethics into curriculum	Below average	Average	Good	Very good	Excellent
Level of satisfaction	8.60 %	14.70 %	24.73 %	26.52 %	25.45 %

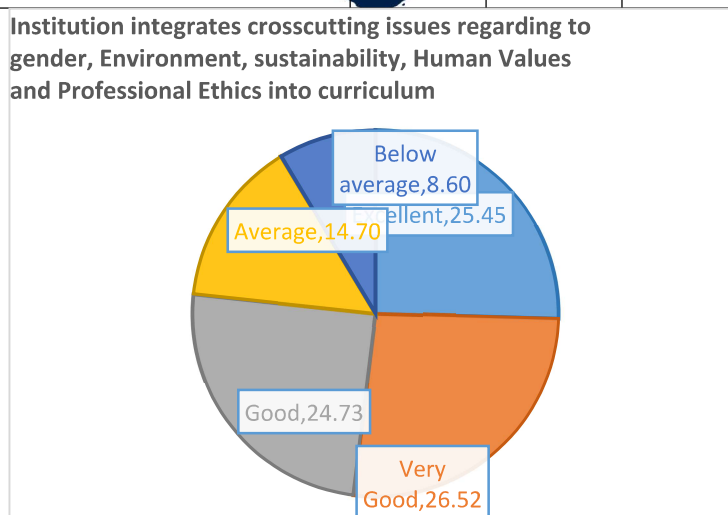


Table 8 – The syllabus prescribed for the Program is well organized and structured

The syllabus prescribed for the Program is well organized and structured	Below average	Average	Good	Very good	Excellent
Level of satisfaction	4.30 %	9.32 %	30.11 %	29.03 %	27.24 %

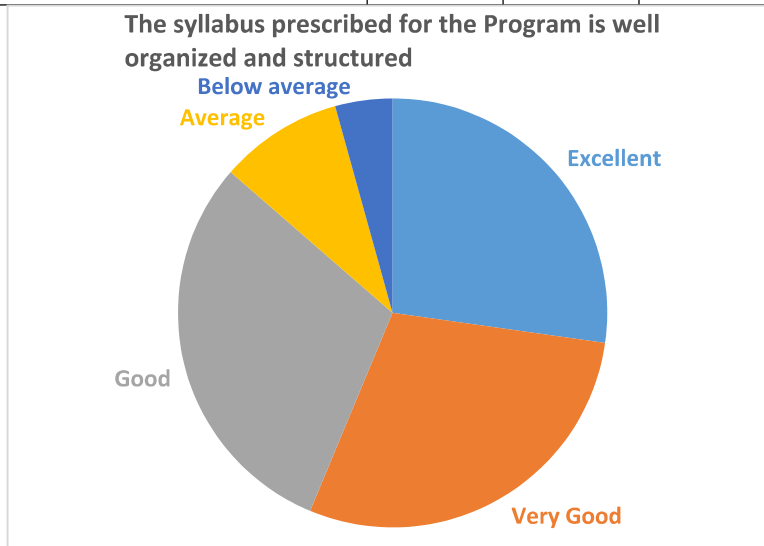


Table 9 – The curriculum is designed to develop a positive attitude and is value based

The curriculum is designed to develop a positive attitude and is value based	Below average	Average	Good	Very good	Excellent
Level of satisfaction	3.58 %	3.23 %	31.18 %	31.18 %	30.82 %

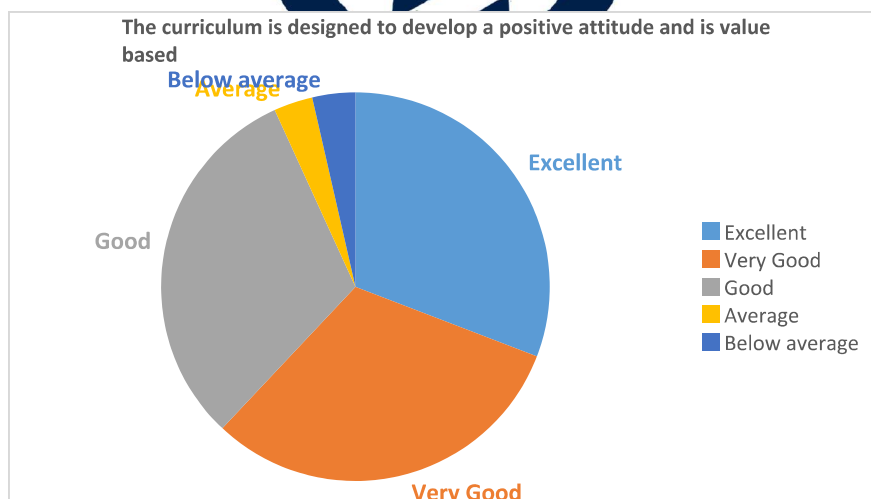


Table 10 – The institution offers flexibility to choose value added courses

The curriculum is designed to develop a positive attitude and is value based	Below average	Average	Good	Very good	Excellent
Level of satisfaction	1.42 %	2.85 %	30.60 %	31.32 %	33.33 %

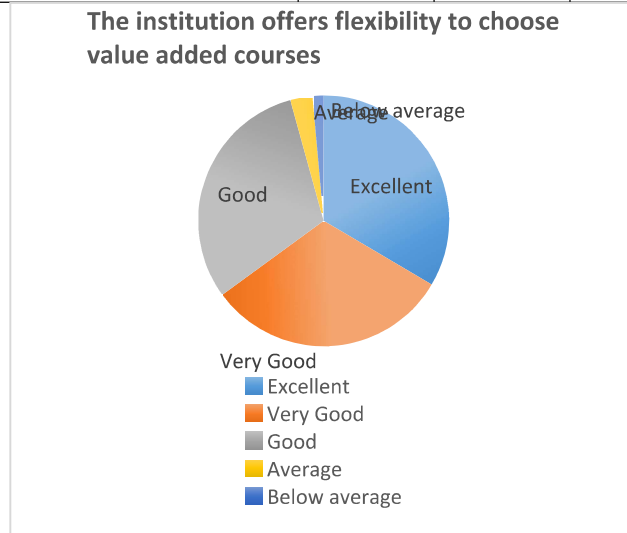


Table 11 – The curriculum has interdisciplinary content

The curriculum has interdisciplinary content	Below average	Average	Good	Very good	Excellent
Level of satisfaction	2.15 %	2.87 %	31.54 %	31.18 %	32.26 %

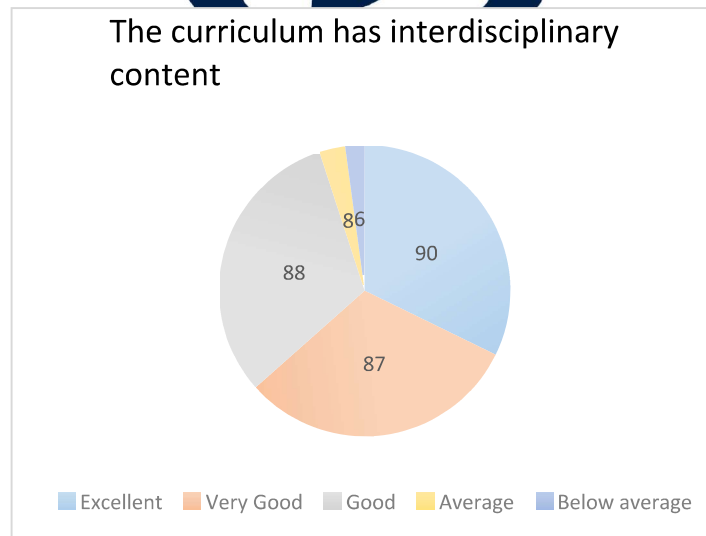
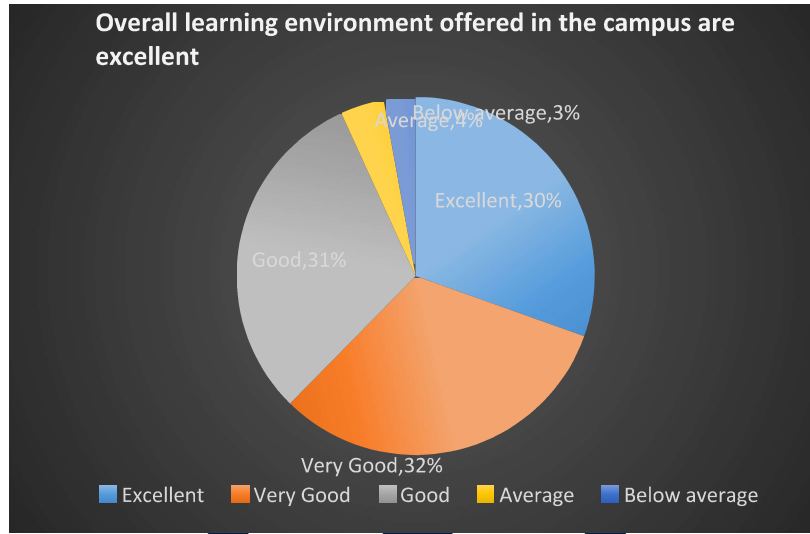


Table 12 – Overall learning environment offered in the campus are excellent

Overall learning environment offered in the campus are excellent	Below average	Average	Good	Very good	Excellent
Level of satisfaction	2.87 %	3.94 %	30.82 %	31.90 %	30.47 %



AIAC